

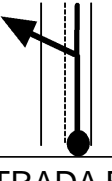
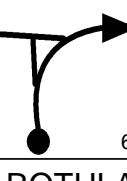

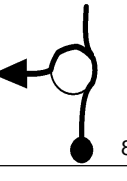
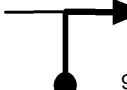
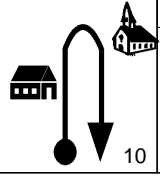

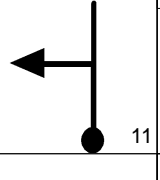
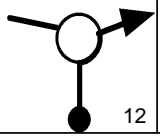
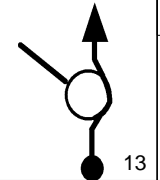
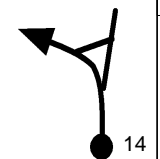
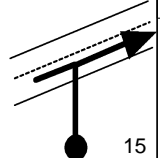
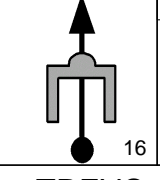
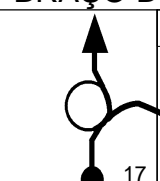


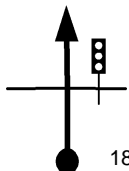
MAPA DE APOIO DIA 02		Pág: 001	
<b>INICIO</b>			
<b>MAPA APOIO DIA 02</b>			
13º ENDURO DAS NEVES 2019 MAPA DE APOIO DIA 02			
			
<b>IMPORTANTE</b>			
MAPA DE APOIO DIA 02 DOMINGO			
			
<b>CUIDADO</b>			
<b>ATENÇÃO</b>			
<b>MUITA ATENÇÃO</b>			
<b>Tempo de Prova</b>			
MAPA APOIO DIA 02 00:00:00			
			
<b>INÍCIO DE PROVA</b>			
ENTRE NA RODOVIA SENTIDO CENTRO			
ZERE SEU ODOMETRO			
POSTO PRÁ			
0.00		0h 00.00.00	T1
TREVO			
SIGA SENTIDO SÃO LUDGERO			
2.10			T1

MAPA DE APOIO DIA 02		Pág: 002	
PONTE			
3.00			T1
PORTAL			
SÃO LUDGERO			
6.30			T1
SAIA DA RODOVIA CUIDADO AO ENTRAR "DIVINA PROVIDENCIA"			
7.20			T1
ENTRADA BAIRRO "DIVINA PROVIDENCIA"			
8.00			T1
ROTULA SENTIDO BOM RETIRO			
8.30			T1
ROTULA SENTIDO BOM RETIRO			
8.90			T1
14.20			T1
BAR DO ORELHA COMUNIDADE "BOM RETIRO"			

MAPA DE APOIO DIA 02		Pág: 003	
15.40		0h 00.00.00	
0.00			T2
ZERE SEU ODOMETRO VOLTE POR ONDE VEIO			
DESCENDO SENTIDO SÃO LUDGERO			
1.10			T2
6.40			T2
BAIRRO "DIVINA PROVIDENCIA"			
6.90			T2
7.30			T2
ENTRE NA RODOVIA MUITO CUIDADO			
8.00			T2
PORTAL			
8.90			T2
TREVO SIGA SENTIDO CENTRO BRAÇO DO NORTE			
13.00			T2

SEMAFARO

13.90



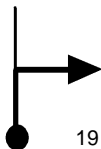
D

T2

RUA DE MÃO UNICA

IGREJA BRAÇO DO NORTE

14.30



0h

00.00.00

0.00

D

T3

SEU APOIO FOI FUNDAMENTAL.  
PARABENS  
APROVEITE OS FOOD TRUCK  
E UM DELICIOSO  
CHOPP ARTESANAL.

**FIM DE PROVA !!**



[www.t15.com.br](http://www.t15.com.br)

**Tempo de Prova**

MAPA APOIO DIA 02 00:00:00

**FIM**